

The new model of the Otamatone comes up !!

# オタマトーン 数字 Otamatone Digital

Keyboard  
style




Keyboard type:

You can clearly see  
where to push!

Open and  
close the  
mouth to make  
Wah-wah  
sounds!

Maywa Denki  
President & CEO  
Nobumichi Tosa



White



Black

# Functions

## Back panel

### Mode indication light

- Green = Rock 'n' roll
- Blue = Percussion

### Mode button

Press the button once to switch to Rock 'n' roll (harmony) mode. Hold it for 2 or more seconds to switch to Percussion mode.



### Power light

- Red = power on

### Power/Volume control switch

- Power light comes on when the power is turned on.

### Output jack

- For 3.5mm stereo mini plug
- This is to connect headsets, an amplifier, or a speaker.

### Octave switch

Low/Mid/Hi

# Mode

## Enjoy 3 different modes!

Otamatone original sound



**Normal**

Harmonic power sound



**Rock 'n' roll**

4 different percussion sounds



**Percussion**

Bass/Snare/bell/Cymbal



# How to Play

## Hold the Otamatone.

### Tail

It swivels around.

Hold and push with your index finger and thumb.

### Stem switch

The keys are arranged like a piano keyboard.

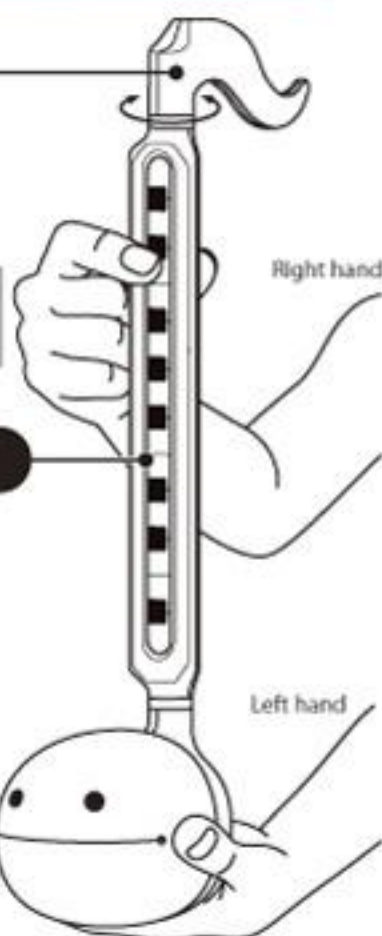
### Mouth

Push raised dots to open the mouth.



Stem switch is not touch-sensitive; you need to push the switch to make sounds.

※Left-handed persons may want to switch hands.

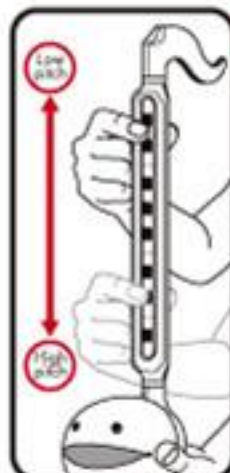


## Let's make some sounds!



### ●Push Technique:

Push any key on the Stem switch. This will make "mmm" sound.



### ●Slide Technique:

Push, hold the Stem switch, and slide the fingers up and down. This will make continuous sound like a glissando on a piano



### ●Mouth Technique:

While pushing the Stem switch, open and close the mouth. The sound changes from "woo" to "wah." Repeat this to make "wah wah wah."

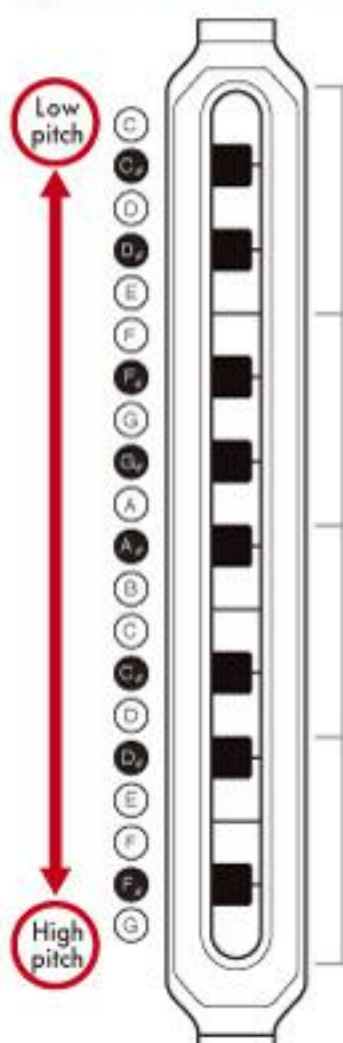


Mouth Technique does not work while using headsets.

## Octave & Sound Mode

### Octave

- The keys are arranged like a regular piano keyboard as illustrated.
- You can play harmonies by pushing more than two keys together.



### Bass



### Snare



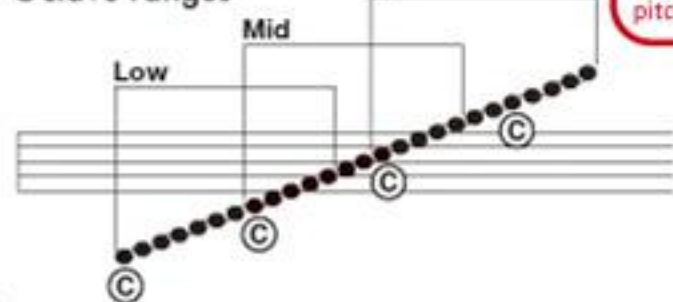
### bell



### Cymbal



### Octave ranges



The product includes guiding stickers to indicate different pitches and percussion sounds!




## Let's try different modes!



### Rock 'n' roll mode

Light

Green



### Percussion mode

Light

Blue

The Stem keys get divided into 4 blocks to offer different sounds.